




A Common Guide to Electronystagmography in Georgia



Overview

The second edition of Electronystagmography and Videonystagmography (ENG/VNG) serves as a practical guide for conducting and interpreting ENG/VNG examinations, covering normal and impaired vestibular system function, central nervous system compensation, and ENG/VNG subtests. It also checks the muscles that control eye movements. ENG checks how well the eyes, inner ears, and brain help you keep your balance and position (such as when you change from lying down. Electronystagmography (ENG or electrooculography) is used to evaluate people with vertigo (a false sense of spinning or motion that can cause dizziness) and certain other disorders that affect hearing and vision. What is. ENG is a series of sensory tests for your eyes and ears. Your doctor puts electrodes above and below your eyes and measures your reactions to light, motion, depth perception, and the effect of fluids in your ear canals.

A Common Guide to Electronystagmography in Georgia


	<p>Electronystagmography (ENG) may be done in a hospital or in a doctor's office by a doctor or hearing specialist (audiologist). Before the test begins, your eyes and ears will be checked. Any earwax in ...</p>
	<p>Electronystagmography, or ENG, is a series of tests that can help your doctor figure out the causes of your vertigo. WebMD explains what to expect from an ENG procedure.</p>
	<p>Different Types of Eng Tests Reasons For The Procedure Risks of The Procedure Before The Procedure During The Procedure After The Procedure Online Resources</p> <p>Your doctor will explain the procedure to you and offer you the opportunity to ask any questions that you might have about the procedure. You may be asked to sign a consent form that gives your permission to do the procedure. Read the form carefully and ask questions if something is not clear. You may be asked to avoid eating for at least four hours before the test. Your doctor will explain the procedure to you and offer you the opportunity to ask any questions that you might have about the procedure. You may be asked to sign a consent form that gives your permission to do the procedure. Read the form carefully and ask questions if something is not clear. You may be asked to avoid eating for at least four hours before the test. Avoid consuming caffeine and alcohol for 24 to 48 hours before the test. See more</p> <p>New content will be added above the current area of focus upon selection See more on hopkinsmedicine</p> <p>Missing: Georgia Must include: Georgia AOG Dalton</p>



This document provides an overview of electronystagmography (ENG) and videonystagmography (VNG), which are tests used to assess balance functions and detect lesions in the vestibular system.



The second edition of Electronystagmography and Videonystagmography (ENG/VNG) serves as a practical guide for conducting and interpreting ENG/VNG examinations, covering normal ...



This document provides an overview of electronystagmography (ENG) and videonystagmography (VNG), which are tests used to assess balance functions ...



If someone in the field of Audiology was looking to add videonystagmography (VNG) or electronystagmography (ENG) to their clinical practice, this is one of the best books available to walk ...




Electronystagmography (ENG) is a test to identify nerve problems associated with balance disorders and vertigo. Your healthcare provider monitors involuntary eye movements in ...



Electronystagmography (ENG) measures normal eye movement and involuntary rapid eye movements called nystagmus. It also checks the muscles that control eye movements.



Electronystagmography (ENG) may be done in a hospital or in a doctor's office by a doctor or hearing specialist (audiologist). Before the test begins, your eyes and ears will be checked. Any earwax in ...



Electronystagmography (ENG or electrooculography) is used to evaluate people with vertigo (a false sense of spinning or motion that can cause dizziness) and certain other disorders that affect hearing ...



Electronystagmography (ENG) is a test to examine how well certain nerves in your brain are working. It analyzes the nerves that control your eye movements, hearing and balance. Your healthcare ...

Contact Us

For more information, pricing, or custom data center solutions, please contact us:

Website: <https://yoahorroenergia.es>

Email: hello@yoahorroenergia.es

Phone: +233 54 318 7269

Address: Plot 28, Spintex Road, Accra, Greater Accra, Ghana

This document is for informational purposes only. Specifications subject to change without notice.

