







Bit Error Rate Calibration Import



Overview

This example demonstrates the usage of signal and error rate metrics in the Kaira library, including BER (Bit Error Rate), BLER (Block Error Rate), SER (Symbol Error Rate), FER (Frame Error Rate), and SNR (Signal-to-Noise Ratio). This topic describes how to compute error statistics for various communications systems. The `biterr` function, discussed in the `Compute SERs and BERs Using Simulated Data` section, can help you gather empirical error statistics, but validating your results by comparing them to the theoretical error. Verifying Bit Error Rate (BER) performance can present a real challenge to RF engineers. These metrics are essential for evaluating the performance of. Signals with low signal-to-noise ratios (SNR) often cause bit errors during demodulation, so that modulation accuracy values such as the error vector magnitude (EVM) may not be determined correctly. Testing for BERT requires a bit generator or a test pattern generator, and a receiver, which is used to compare that pattern.

Bit Error Rate Calibration Import

	<p>This example demonstrates the usage of signal and error rate metrics in the Kaira library, including BER (Bit Error Rate), BLER (Block Error Rate), SER (Symbol Error Rate), FER (Frame Error Rate), and ...</p>
	<p>I am writing a Python function to calculate the minimum or maximum bit-error rate (BER) in a system for a given number of transmitted bits, number of errors, and desired confidence level.</p>
	<p>An asterisk "*" after the error rate column indicates that the data is inverted. If the display is continuous and a time, bit, or error limit is set with repeating gating, the display shows the end of the test by ...</p>
	<p>This section discusses and demonstrates tools you can use to create error rate plots, modify them to suit your needs, and perform curve fitting on the error rate data and the plots.</p>
	<p>This document discusses the details of Bit Error Rate Testing (BERT) testing using National Instruments hardware and software. Testing for BERT requires a bit generator or a test ...</p>



RF engineers designing RF receivers may not have access to the baseband functionality required to perform coded BER measurements, which can present a barrier to verifying coded BER - a key ...




The full rate clock is used to select between the two incoming half-rate data streams, with the high level selecting one, the low level the other. Any asymmetry in the clock will favor one incoming data ...



Explore bit error rate (BER) testing using a BER meter, including setup and alternative methods like XOR and FPGA, for digital communication systems.



Import or input data for which stable demodulation results are available to the R& S FSW VSA application. If necessary, adapt the demodulation settings until the requested results are obtained ...



For more information about exporting data sets from the Bit Error Rate Analysis app, see the Export Bit Error Rate Analysis app Data Set section. To import an individual data set that you previously ...

Contact Us

For more information, pricing, or custom data center solutions, please contact us:

Website: <https://yoahorroenergia.es>

Email: hello@yoahorroenergia.es

Phone: +233 54 318 7269

Address: Plot 28, Spintex Road, Accra, Greater Accra, Ghana

This document is for informational purposes only. Specifications subject to change without notice.

