


Calculation Rules for Cable Connections to Distribution Boxes



Overview

This guide covers NEC Article 314. 16 box fill calculations for conductors, devices, clamps, and grounds. It includes the volume allowance table, the step-by-step counting method, common violations inspectors catch, and guidance on when to upsize from a standard box to a larger. This guide covers NEC Article 314. A conduit body is a removable-cover section of a conduit system that provides access at junctions or termination points. Article 314 applies to: These. Article Summary: Calculating the correct junction box size per the NEC 2023 involves a process known as a “box fill calculation,” primarily governed by NEC Article 314. The first step is to determine the total number of conductor equivalents in the box. 1 Star Wiring Calculation Method: This method is defined as: All floor branch distributors are concentrated in the weak current room, and an RF cable is independently laid from each user terminal (socket) to the corresponding weak current room and connected to the branch. Residential lighting load calc dropped to 2VA/sq ft (branch circuits remain at 3VA). Outdoor outlets require GFCI; HVAC can use SPGFCI.

Calculation Rules for Cable Connections to Distribution Boxes




Calculate required junction box volume per NEC Article 314. Enter wire count, gauge (AWG), and conduit entries to get the correct electrical box size for safe installations.



Whether you're an electrical engineer, contractor, or student, this resource will help you master the essential calculations for selecting the correct cable sizes in various applications.



Using a junction box size calculator or carefully applying the rules outlined in NEC Section 314.16 will help you select an appropriately sized ...



This document is a guide for the design, installation, and protection of insulated wire and cable systems in substations with the objective of helping to minimize cable failures and their consequences.



Regardless of the wiring method, box fill calculations apply equally to all cables. Use our conduit fill calculator to determine the calculation in your specific case.



Abstract: The design, installation, and protection of wire and cable systems in substations are covered in this guide, with the objective of minimizing cable failures and their consequences.



NEC 314.16 (B) defines how each element in the box counts toward the fill calculation. Every conductor that enters the box counts based on its wire gauge size, using the volume from ...



Calculate electrical box fill capacity, determine NEC compliance, and ensure proper wire management. Free online tool for electricians and electrical contractors.




Calculation method of various cables from the monitoring point to the DDC box of the building equipment monitoring system: usually there are RVV2*1.0, RVS2*1.0, BVS2*2.5, ...



Learn NEC 2023 rules for junction box sizing, including terminal block requirements.



When determining box fill during an inspection of nonmetallic sheathed cables of all the same size (like in the image), the inspector often finds it easiest to count the number of wires first, then multiply by ...



This document discusses box fill calculations required by the National Electrical Code (NEC). It provides the general rules for sizing boxes to prevent ...

Contact Us

For more information, pricing, or custom data center solutions, please contact us:

Website: <https://yoahorroenergia.es>

Email: hello@yoahorroenergia.es

Phone: +233 54 318 7269

Address: Plot 28, Spintex Road, Accra, Greater Accra, Ghana

This document is for informational purposes only. Specifications subject to change without notice.

