


China Unicom Fiber Optic Internet Router Settings



Overview

Learn how to access your China Telecom router using the default IP address 192. If you've purchased this device and don't know where to start, don't worry. Follow these steps and you'll be able to enjoy a stable and. DHCP Server lets you manage assignment of Internet Protocol addresses on your router's Local Area Network. 0 range) of the node on the internal private network to one IP address or one of several IP addresses for the public Internet.




China Unicom Fiber Optic Internet Router Settings




In the general user mode, you are able to see the settings, but you will not be able to change any settings. In the administrator mode, you will be able to change the settings.



Learn how to access your China Telecom router using the default IP address 192.168.1.1 and admin credentials. This step-by-step guide explains how to make sure your computer is on the same ...



View and Download UNICOM WEP-72104G user manual online. 802.11g Wireless Router Multi-function wireless router with 4-Port Fast Ethernet switch. WEP-72104G network router pdf manual download.



To reset and reset the router configuration, you can refer to the small round hole in the picture below is the reset button, use the card pin to hold it for 8-10 seconds, all the lights will flash ...



The optical modem router installed by China Mobile Broadband has four network ports on the back, and only one network port can access the Internet. How to bypass this restriction and ensure normal use ...



If you've just purchased a Chinese Unicom modem router, it's normal to feel a little confused when setting it up. But don't worry, we've got a complete guide so you can get the fast and ...



In the Configuration window, users can reset the Router to its default setting, backup the Router configuration, and restore the previously saved configuration.



If you can establish communication with the router, you can access the Web User Interface and configure the settings. If you cannot complete this ping, make sure that the router's power cord is ...



In the browser's Address or Location field, type the IP address of your Broadband Router with USB Print Server. Unless you changed the IP address during a previous configuration session, the IP address ...



The first step in configuring your router is selecting your WAN type: After you select your WAN type, click Save, and the Web User Interface displays a setup page.

Contact Us

For more information, pricing, or custom data center solutions, please contact us:

Website: <https://yoahorroenergia.es>

Email: hello@yoahorroenergia.es

Phone: +233 54 318 7269

Address: Plot 28, Spintex Road, Accra, Greater Accra, Ghana

This document is for informational purposes only. Specifications subject to change without notice.

