

Dimensions of Aluminum Alloy Channel Cable Trays



Dimensions of Aluminum Alloy Channel Cable Trays




The width of a channel tray is a function of the number, size, spacing and weight of the cables in the tray. Available nominal widths are 1.5, 3, 4 and 6 inches.



Used to connect cable tray to the wall, or cable tray to cable tray when they butt 90° to each other. For a stronger connection, the 4 - hole angle connector BA302 is recommended as it offers much greater ...




The 653 Series Aluminum Cable Tray is a ultralight weight, high capacity cable tray system designed to accommodate customer's needs for an extra large cable tray.





The aluminum cable tray is a lightweight, durable, and cost-effective solution used for organizing and safely carrying electrical and data cables. With easy installation and strong corrosion resistance, it is ...





Aluminum Cable Tray, Series 2, 3, 4 & 5. • Side Rails. Our I-Beam - the most efficient structural shape . Using “Copper-free” 6063-T6 Aluminum Alloy • Rungs- provide system integrity . The rungs can ...


	<p>C-Channel Swage Ladder trays are prefabricated metal structures that consist of two side rails connected by individual transverse members or rungs. Ladder tray is the most common and the most ...</p>
---	--

	<p>All calculations and data are based on 36" wide cable trays with rungs spaced on 12" centers with tray supported as simple spans with deflection measured at the midpoint.</p>
---	---

	<p>Cable tray layout, showing cable tray route to scale, with relationship between the tray and adjacent structural, electrical, and mechanical elements. Include the following:</p>
--	--

	<p>2.1 General: Except as otherwise indicated, provide ventilated metal channel cable trays, of types, classes and sizes indicated with splice connectors, fittings and all other necessary accessories for a ...</p>
---	---

	<p>3.1 Aluminum Trough type cable tray longitudinal members shall be 4-1/2, 6, 7,8, or 10 deep extruded aluminum channels or I-Beams of 6063-T6 aluminum alloy.</p>
---	---

	<p>Cable Tray Ladder Aluminum NOBI - Free download as PDF File (.pdf), Text File (.txt) or read online for free. Standard Nobi Cable Tray Ladder NEMA V1 Class 20C, 20B, 20A, 10C, 8C or as requirement ...</p>
---	---

Contact Us

For more information, pricing, or custom data center solutions, please contact us:

Website: <https://yoahorroenergia.es>

Email: hello@yoahorroenergia.es

Phone: +233 54 318 7269

Address: Plot 28, Spintex Road, Accra, Greater Accra, Ghana

This document is for informational purposes only. Specifications subject to change without notice.

