


Features of the internal structure of the pigtail reel




Overview

Body (Housing): The main component of the reel, housing various mechanisms. **Handle:** Rotated by hand to retrieve the fishing line after casting. Whether you're looking to repair, upgrade, or simply learn more about your fishing reel's inner workings, our website is your. Regardless of the reel type, several key components are present across most fishing reels: **Reel Body/Housing:** This sturdy shell encases and protects the reel's internal mechanisms. Reel bodies are typically constructed from lightweight yet durable materials like aluminum or graphite composites. **Bait Arm:** Controls the line on the spool, releasing it. Fishing reels are essential line management tools attached to your fishing rod via the reel seat. Their primary function is storing enough fishing line so you can keep fishing even after a tangle or break-off – crucial for minimizing downtime.

Features of the internal structure of the pigtail reel



In this comprehensive guide, we delve beyond the surface to explore the inner workings and unique features of both types of fishing reels. Parts of a Fishing Reel: Understanding the intricate ...




Explore a detailed reel parts diagram, showcasing key components and their functions for easy identification and understanding of reel mechanics.



Learn how a fishing reel works with this informative diagram. Understand the different parts and how they interact to make your fishing experience successful.



A visual representation illustrating the components of a fishing reel. These illustrations detail each individual piece of the reel, along with their placement and relationship to the overall ...




Length: 19.0mm
Small-end inner diameter: 0.9mm
Large-end inner diameter: 5.03.6mm
Outer diameter: 6.3mm

The handle, gears, and spool of the reel are all connected via the shaft, an essential internal component. Since it takes the majority of the stress during reeling, it must be robust and long ...



Your complete guide to fishing reel parts. Understand spinning vs. baitcaster components, reel sizes, gear ratios, drag settings, and essential ...




The outside components of a fishing reel are the reel body/housing, spool, handle, drag system, and foot/reel seat. The internal components of a fishing reel are bearings, gears, and anti ...



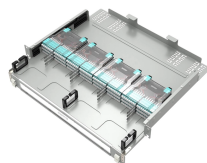
Figs. 2 and 3 show the face gear pair and internal structure of a reel. In this study, a gear pair comprising a small gear (cylindrical gear known as a pinion) and a large gear (face gear)...




Your complete guide to fishing reel parts. Understand spinning vs. baitcaster components, reel sizes, gear ratios, drag settings, and essential maintenance for better fishing.



Visually pull apart the inner components of a fishing reel, and you'll see 141 precise and sometimes tiny parts that work together to help the tool cast and catch.



Extensive Collection of Reel Schematics: Explore thousands of detailed schematics and parts manuals across various brands and models. Our library includes everything from classic reels to the latest ...

	<p>Learn how a fishing reel works with this informative diagram. Understand the different parts and how they interact to make your fishing experience successful.</p>
---	---

Contact Us

For more information, pricing, or custom data center solutions, please contact us:

Website: <https://yoahorroenergia.es>

Email: hello@yoahorroenergia.es

Phone: +233 54 318 7269

Address: Plot 28, Spintex Road, Accra, Greater Accra, Ghana

This document is for informational purposes only. Specifications subject to change without notice.

