


## How good or bad a light sensor module is



### Overview

Both exist; for most engineering use, ICs provide faster, more stable results. When to choose what: need stable lux/color, anti-flicker and quick delivery → pick a sensor IC. Need ultra-low BOM or custom spectrum/high-speed analog → consider the discrete chain. This guide will provide you with the technical insights and practical steps needed to identify a failing unit, helping you understand how to know if abs module is bad without a costly trip to the dealership. By the end of this article, you will be able to distinguish between a simple sensor issue. The top 15 Arduino light sensor modules that will brighten your projects, offering accuracy and ease of use, are waiting to be explored in detail. They convert light energy into electrical signals that your Arduino can measure and process. Light sensors are used in various applications, including: There are several types of light sensors, including photo conductive cells, photo voltaic cells, and photo junction devices. A Light Sensor is a device that detects light.

## How good or bad a light sensor module is



The light sensor value only reflects the approximated trend of the intensity of light, it does NOT represent the exact luminous flux. Therefore, it should be used only in an application that does NOT require ...



This tutorial is a comprehensive, practical guide to the LM393 Light Detection Sensor Module (Leobot Product #222). This module combines a photoresistor (LDR) with an LM393 comparator, providing ...



Explore Arduino light sensor projects and applications. Learn how to use light sensors with Arduino for your next DIY electronics project!



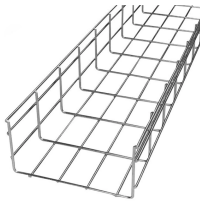
They convert light energy into electrical signals that your Arduino can measure and process. Whether you want to create an automatic night light, a sunlight tracker, or a plant monitoring system, ...



In practice it is built in two ways: a discrete analog chain or an all-in-one sensor IC. Both exist; for most engineering use, ICs provide faster, more stable results.



The top 15 Arduino light sensor modules that will brighten your projects, offering accuracy and ease of use, are waiting to be explored in detail.



A bad sensor will usually trigger the ABS light, but it rarely affects the overall feel of the brake pedal. In contrast, a bad module often causes “communication” errors that can affect other ...



The top 15 Arduino light sensor modules that will brighten your projects, offering accuracy and ease of use, are waiting to be explored in detail.



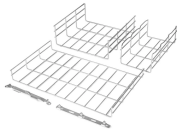
This tutorial is a comprehensive, practical guide to the LM393 Light Detection Sensor Module (Leobot Product #222). This module combines a photoresistor (LDR) with ...



When the sensor is exposed to light, the resistance drops, and the voltage output increases. This means that if we shine a very bright light on the sensor, the resistance is minimal and voltage is maximal, so ...



Explore the pros and cons of light sensors, including types like photoresistors, photodiodes, and phototransistors. Learn about their applications and limitations.



Learn what a light sensor is, how it works, common types like LDR, and how to interface a light sensor with Arduino for projects.

## Contact Us

For more information, pricing, or custom data center solutions, please contact us:

Website: <https://yoahorroenergia.es>

Email: [hello@yoahorroenergia.es](mailto:hello@yoahorroenergia.es)

Phone: +233 54 318 7269

Address: Plot 28, Spintex Road, Accra, Greater Accra, Ghana

This document is for informational purposes only. Specifications subject to change without notice.

