

How to open the back cover of the distribution box



Overview

The power distribution box typically features a hinge-style cover, which is usually released from the fender side of the box. It can be tricky to find the latch. It is on the TOP or BOTTOM edge, NOT the side opposite the hinge. If the hinge is on the right, the latch is on the left. Can anyone give a neophyte instructions as to how to pop the cover off?

?

?

by Simoli » Tue May 25, 2004 1:36 pm There is a tab on the back of the box that you have to lift away from the box. Then the whole lid tilts forward. This article discusses hazards that can be spotted at the electrical panel before even touching it and provides safety procedures to protect bystanders during an electrical inspection. Home inspectors & electrical inspectors can reduce the hazards of this very dangerous step (opening the electrical). However, with a few simple steps, you can open an outdoor electrical box safely and

efficiently. That's enough, I just don't want to break the Customer: How do I open the cover of the power distribution box on a 1997 F-350 7.

How to open the back cover of the distribution box




When contractors install a service panel, they ensure that it is shut tight, especially the cover. They do this to protect the circuit breakers and live wires inside the electrical box. So, to open ...



To open the power distribution box cover on a 1997 F-350 7.3 without breaking the latch, gently press or pry the latch clip using a flathead screwdriver. Avoid excessive force as plastic latches can become ...



In this article, we will guide you through the step-by-step process of opening an electrical box safely and effectively. We will also highlight the necessary tools and materials you will need to ...



There is a tab on the front engine side of the power distribution box and that is what you are meant to "pull", if I am not mistaken. If anyone has any pics or advice please post, this is how I ...




There is a tab on the back of the box that you have to lift away from the box. Then the whole lid tilts forward.



An electric panel has a hinged to cover door with a latch that is meant to be opened by the consumer - typically there's a finger opening in the latch that slides to one side to pull the door open.




With the cover supported, fully remove the last two screws and gently pull the dead front straight away from the enclosure. The cover may be stiff or tightly fitted, so ensure no internal wiring is snagged or ...



It can be tricky to find the latch. It is on the TOP or BOTTOM edge, NOT the side opposite the hinge. If the hinge is on the left, the latch is on the right end of the bottom edge. If the ...



In this video, the entire power distribution box is removed including electrical connections on the bottom. Enjoy kind human being of planet Earth.



Whether you're an experienced DIYer or a first-time electrician, this guide will show you how to open an outdoor electrical box without putting yourself or your property in danger.

Contact Us

For more information, pricing, or custom data center solutions, please contact us:

Website: <https://yoahorroenergia.es>

Email: hello@yoahorroenergia.es

Phone: +233 54 318 7269

Address: Plot 28, Spintex Road, Accra, Greater Accra, Ghana

This document is for informational purposes only. Specifications subject to change without notice.

