


How to switch using ResonalkVM switcher



Overview

There are two methods to control the KVM Switch for PC switching: using the Face-Panel Push Buttons or Hotkey Commands. The Face-Panel Buttons allow a direct control over PC port switching; simply press the button to. Just install Synergy, and start switching computers seamlessly. You just need 1 keyboard and mouse connected to any one of your computers. Synergy does virtually the same thing as a hardware. How to share one monitor, keyboard, and mouse with more than one computer and still have everything in order and efficient?

The answer is to use a KVM switch! Whether you're a programmer multitasking with 2 computers, or a freelancer working from home, having a work computer and home PC at one. r signals over a certain physical distance. The technology is commonly used wherever users need to perform tasks remotely without any computing heat or noise, while. The KVM switch allows users to access, control two (KVM-0211/0212) or four (KVM-0411/0412) PS/2-enabled computers from a single console. (Keyboard, Monitor, Mouse, and speaker set and microphone). They're designed to make your. With these

nifty little devices, you will be able to display AND charge a Macbook or other device through 1 cable, and seamlessly switch between it and your PC! If you have any questions, or want more info, check out our KVM FAQ/Guide:

UPDATE: We'. Basic Info Required Cables I have a PC that.


How to switch using ResonalkVM switcher



Single user KVM switches are especially suitable for small installations and allow a single person to access as many computers as they need to from a single console.




With this setup, you can connect 2 computers to the monitor switch the input to toggle between them, and use the built-in keyboard/mouse functionality to switch control between them.



To start setting up your KVM switch dual monitor, ensure you have all the necessary devices, cables, and your monitors ready. Begin by connecting your dual monitors to the output ports of your KVM ...



Discover how to get started with KVM switches in this easy guide, as I walk you through the essentials of enhancing your workspace efficiency and organization.



High performance KVM-over-IP switches for data centers, labs and server rooms. A single switch can connect to 8, 16, 32, or 64 multi-platform servers and serial devices.



I use a Falcon RGB8 8-key macroboard to switch inputs. The macroboard must not use a software bit-banged USB implementation (such as the one found on ATmega328-based soft ...



Looking for a KVM switch that works with a docking station, webcam, and dual monitors across Mac and Windows? The Avico KVM Switch was built to solve those exact problems for remote workers and ...



There are two methods to control the KVM Switch for PC switching: using the Face-Panel Push Buttons or Hotkey Commands. For audio/MIC switching, use the hotkey command.



Control multiple computers with one keyboard, mouse, and monitor using our recommended KVM switches, with setup guides, troubleshooting tips, and security considerations for ...



Just install Synergy, and start switching computers seamlessly. 1. You just need 1 keyboard and mouse connected to any one of your computers. 2. Install Synergy software on all your computers. 3. Now ...

Contact Us

For more information, pricing, or custom data center solutions, please contact us:

Website: <https://yoahorroenergia.es>

Email: hello@yoahorroenergia.es

Phone: +233 54 318 7269

Address: Plot 28, Spintex Road, Accra, Greater Accra, Ghana

This document is for informational purposes only. Specifications subject to change without notice.

