


How to wall-mount a pigtail box



Overview

Answer: Installing an electrical receptacle box using Madison Bars is a simple method for mounting gangable metal electrical boxes with ears in a wall. They also come in handy to lengthen circuit wires that are too short to reach a device. A pigtail is composed of three strands of wire. The technique known as pigtailing involves using short lengths of wire to bridge the main circuit conductors and the device terminals, isolating the receptacle from the continuous circuit path. CN Coterie specializes in full home renovation, electrical, plumbing, carpentry, cabinetry, furniture restoration. Dear Mr. This generally means mounting them so they extend 1/2 inch beyond the face of the wall.

How to wall-mount a pigtail box



Mounting new electrical boxes is a simple process, but the job does require careful planning. Whether you are upgrading the electrical system in an old home or planning your electrical ...



Selecting the correct wire gauge for the pigtail leads is necessary for safety. The pigtail wire must match or exceed the ampacity rating of the circuit, which is determined by the circuit breaker.



The outlet box should be firm on the wall and not be able to be wiggled around. This is used to house the loose wires and keep them wrapped and secure for safety purposes.



Once all wire connections are complete, tuck the wires back into ...



A pigtail electrical wire connector is a simple DIY project, whether you need to extend a short wire or connect neutral, hot, and ground wires to a circuit.



Knowing how to make an electric pigtail is essential for car wiring projects. You might encounter damaged wire sections or short wires that need extensions to create electrical continuity...




Since these boxes can be disassembled and made into gangs, I thought I could screw/nail one single side to the stud, then assemble the rest of the box to that side. Alternatively I could get ...



Answer: Installing an electrical receptacle box using Madison Bars is a simple method for mounting gangable metal electrical boxes with ears in a wall. Electrical Madison Bars are also known as Old ...




A pigtail electrical wire connector is a simple DIY project, whether ...



Once all wire connections are complete, tuck the wires back into the electrical box, secure the device to the box, and mount the cover plate. Turn on the power and test the operation of ...



how to wire and install a outlet in a box that is to shallow pigtail for best results consult with codes before doing electrical work



Learn what a pigtail is in electrical wiring, why it's essential for safety, and how to make secure pigtail connections step by step.

Contact Us

For more information, pricing, or custom data center solutions, please contact us:

Website: <https://yoahorroenergia.es>

Email: hello@yoahorroenergia.es

Phone: +233 54 318 7269

Address: Plot 28, Spintex Road, Accra, Greater Accra, Ghana

This document is for informational purposes only. Specifications subject to change without notice.

