


## How to wire the optical flow obstacle avoidance module



### Overview

In this step-by-step guide, we'll show you how to set up the Obstacle Avoidance Sensor Module with an Arduino and create projects that navigate through obstacles with ease. Or you can buy the following kits: Disclosure: Some links in this section are Amazon affiliate links. This is a great project for beginners learning about sensor interfacing and basic programming. If an obstacle is found to be in front of the vehicle, i. We may receive a commission for any purchases made through.



## How to wire the optical flow obstacle avoidance module



Wire is a private messaging app built with business customers in mind, but its free version is useful for staying in touch with family and friends across various platforms. Wire makes...



The IR Obstacle Avoidance Module can be paired with an LED, relay, 1602 LCD display, etc., as shown in the Steps that follow. In fact, it can be paired with many different devices.




Use Wire the way you need it. Explore Wire's inclusive design and accessibility features.



This project demonstrates how to build a simple obstacle avoidance system using an infrared sensor module and an Arduino microcontroller. This is a great project for beginners learning about sensor ...



Download Wire to experience secure, end-to-end encrypted communication. Access the latest features and updates to enhance your collaboration today.



Learn how to use the KY-032 IR obstacle avoidance sensor with Arduino. Covers wiring, detection range (2–40cm), example code, and EN pin ...



You will get detailed instructions, code, a wiring diagram, a video tutorial, and an explanation of each line of code to help you begin using Arduino UNO R4 easily.



Learn how to use the KY-032 Infrared Obstacle Avoidance Sensor Module with detailed documentation, including pinouts, usage guides, and example projects. Perfect for students, hobbyists, and ...




In this step-by-step guide, we'll show you how to set up the Obstacle Avoidance Sensor Module with an Arduino and create projects that navigate through obstacles with ease.



Wire is an encrypted communication and collaboration app created by Wire Swiss. It is available for iOS, Android, Windows, macOS, Linux, and web browsers such as Firefox.



Learn how secure communication works: end-to-end encryption, MLS group security, identity control and approved configurations explained. Discover how Wire enables secure, compliant, and seamless ...



This IR obstacle module is designed to detect whether an object is present in front of it within an adjustable range. It is widely used for robot cars, collision avoidance, and simple “near object” triggers.



With an Arduino UNO board and an IR obstacle avoidance sensor, one can build a simple and cost-effective obstacle avoidance system that can detect and respond to objects in real time.



End-to-end encryption ensures privacy for projects, client interactions, and more with Wire for Teams & Small Business. Start for free and grow with ease.



Most residential wire is labeled “CU” for copper, the standard conductor for home electricity. Copper wires are insulated to prevent fire and shock since current flows along their surface.



Learn how to use the KY-032 IR obstacle avoidance sensor with Arduino. Covers wiring, detection range (2–40cm), example code, and EN pin control.



Audio Messages with Voice Filters: Wire lets you record and send audio messages with intelligent voice filters fully encrypted. Discover how Wire enables secure, compliant, and seamless collaboration for ...



Learn how the infrared obstacle avoidance sensor works, how to connect the infrared obstacle avoidance sensor to Arduino, and how to program Arduino step-by-step.



In this lesson, you'll learn how to use the Raspberry Pi Pico W with an IR Obstacle Avoidance Sensor Module. We'll walk you through setting up the sensor and writing a MicroPython script that ...



Get everything done in one app. • Simple to use and beautifully designed • A single tool to make small teams and complex organizations more productive • Security and privacy at the core Wire offers a ...

## Contact Us

For more information, pricing, or custom data center solutions, please contact us:

Website: <https://yoahorroenergia.es>

Email: [hello@yoahorroenergia.es](mailto:hello@yoahorroenergia.es)

Phone: +233 54 318 7269

Address: Plot 28, Spintex Road, Accra, Greater Accra, Ghana

This document is for informational purposes only. Specifications subject to change without notice.

