

# ICP Spectrometer Tutorial



## ICP Spectrometer Tutorial



Inductively coupled plasma-mass spectrometry (ICP-MS) is a powerful tool for analyzing trace metals in environmental samples. A large range of elements can be detected using an ICP-MS, which are ...



We'll walk you through each component of the ICP-MS instrument, including the sample introduction system, plasma source, interface, ion optics, collision/reaction cell, mass analyzer, and...




Schematic diagram of a multichannel atomic emission spectrometer for the simultaneous analysis of several elements. Instruments may contain as many as 48-60 detectors.




Explore how ICP-MS (Inductively Coupled Plasma Mass Spectrometry) works. Learn its principles, components and applications in trace element analysis across industries.




It presents a compelling story about ICP-MS and what it has to offer, showing this powerful ultra trace-element technique in the way it was intended—a practical solution to real-world problems. ...




By following these step-by-step guidelines, beginners can develop confidence in using ICP-MS and produce accurate, reproducible data for various scientific applications.




Schematic diagram of an instrument for an inductively coupled plasma mass spectrometer (ICP-MS), showing the torch and the sample nebulizer that make up the ICP on the right, and the mass ...




During the next few months, we will systematically take you on a journey through the hardware of an ICP mass spectrometer, explaining how each major component works, and finishing the se-ries with an ...



For laboratories using flame or furnace AA or ICP-OES, ICP-MS offers the opportunity to achieve higher productivity and obtain lower detection limits. Let's look at what an ICP-MS instrument can do and ...



The ability of ICP-MS to quickly and accurately detect trace metals at parts-per-billion (ppb) or even parts-per-trillion (ppt) levels makes it a vital tool worldwide. Here, we outline the basics of the ...



Equipped with a removable **Mounting Plate** inside the enclosure, enabling customized drilling and secure component mounting.

For axial viewing, light emitted along the axis of the plasma is directed to the spectrometer optics. For radial viewing, the computer-controlled mirror is rotated slightly to capture ...

## Contact Us

For more information, pricing, or custom data center solutions, please contact us:

Website: <https://yoahorroenergia.es>

Email: [hello@yoahorroenergia.es](mailto:hello@yoahorroenergia.es)

Phone: +233 54 318 7269

Address: Plot 28, Spintex Road, Accra, Greater Accra, Ghana

This document is for informational purposes only. Specifications subject to change without notice.

