Laying of grounding busbar for high-voltage switchgear

Overview

Install a continuous grounding bus-ground bus to be 2”x 1⁄4“ hard drawn copper bar. Attach ground bus to the wall, at 30 inches above the floor, with standoff insulators. This section specifies the furnishing, installation, connection, and testing of grounding and bonding equipment, indicated as grounding equipment in this section. “Grounding electrode system” refers to grounding electrode conductors and all electrodes required or allowed by NEC, as well as made. The ground bus inside metal-enclosed switchgear serves as more than a passive conductor. For additional information, refer to NEMA Standards Publication PB2. (SEE FIG 23 NAL TERMINAL AND CASE GROUND. FOR OTHER VOLTAGE TRANSFORMER GROUNDING, (SEE FIG 25 ND FIG 26, THIS DRAWING). REFER TO EDS 058104 FOR ADDITI NAL ROUN ING D CON ON SHUNT CAPACITOR BANKS. FOR PENI POINT OF INTERCONNECTION. SEE FIG. The IEC standard for busbar clearance plays a critical role in the design and safety of electrical panels and power distribution systems. These clearances help prevent arcing, short circuits, and.

© 2026 YoAhorroEnergia Data Infrastructure - All rights reserved

Laying of grounding busbar for high-voltage switchgear

The A/E shall include details on the drawings, and edit details as necessary to comply with project scope and latest codes. This section specifies the furnishing, installation, connection, and testing of ...



Ensure to follow the below steps to install the main earth connection from switchboard to the buildings earth. Failure to follow these instructions will result in death or serious injury. NOTE: During the ...

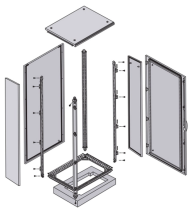

In industrial switchgear, IEC assemblies include grounding bus bars as part of the tested assembly for low-voltage applications. Each environment brings its own demands for corrosion ...

Earthing (grounding) in LV/MV electrical switchboards is a critical engineering function, not merely a regulatory formality. It plays a key role in ensuring personnel safety, equipment...

Multiple voltage Transformers on one unit can have their grounding leads bussed together in convenient runs, i.e., for a breaker with 6 voltage transfomers, the 3 on each side can be bussed to a separate ...

© 2026 YoAhorroEnergia Data Infrastructure - All rights reserved

Master a 10kV switchgear earthing switch setup with our expert guide. Discover best practices for safe operation, precise installation, and reliable ...

This guide covers practical ground bus design for medium-voltage switchgear—from sizing calculations and bonding topology selection to EMI immunity and field verification testing.

Proper busbar clearance prevents these hazards and improves the system''s longevity. That is why following the IEC standard for busbar clearance is ...



Where ground-mounted High Voltage switchgear is used as a point of isolation and following instruction from the Control Engineer or Field Controller, a Safety Lock Shall be applied so that it does not need ...

When a switchboard group is split for shipping purposes, the cross bus and ground bus connections must be made when installing the equipment. To make these bolted connections, refer to Figures 6 ...

Attach ground bus to the wall, at 30 inches above the floor, with standoff insulators. The ground bus shall be located behind the high voltage loop switches and extend the entire length of at ...

© 2026 YoAhorroEnergia Data Infrastructure - All rights reserved

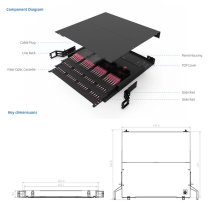	The document outlines various busbar schemes and layouts for Extra High Voltage (EHV) switchyards, detailing their classifications, operational features, and maintenance considerations.

Contact Us

For more information, pricing, or custom data center solutions, please contact us:

Website: https://yoahorroenergia.es
Email: hello@yoahorroenergia.es
Phone: +233 54 318 7269
Address: Plot 28, Spintex Road, Accra, Greater Accra, Ghana

This document is for informational purposes only. Specifications subject to change without notice.

© 2026 YoAhorroEnergia Data Infrastructure - All rights reserved