

Low-Temperature Resistance Configuration Scheme for Busbars in Belarus



Low-Temperature Resistance Configuration Scheme for Busbars in E



In this context, this paper presents the modeling of the heating generated internally in control gear considering the the environmental, electrical and physical conditions for the ...



After making a high-quality computational grid, the parameters for convection (film coefficient and ambient temperature) and radiation (emissivity and ambient temperature) for copper ...



Design busbars for equal current sharing, low voltage drop, and scalability. Includes sizing, material selection, and thermal considerations.



Design busbars for equal current sharing, low voltage drop, and scalability. Includes sizing, material selection, and thermal considerations.



A properly designed and implemented joint can have a resistance lower than that of the same length of plain bar. The design of efficient joints is discussed in section "6.0 Jointing".



In this case, bus bar configuration might be low in profile, thereby changing the orientation of the bus structure and the airflow. Bus bars may also serve to remove heat from components by performing ...




It discusses key considerations for sizing busbars such as continuous current rating, short circuit current rating, material properties, and temperature limits.




IEC 61439 very precisely defines what elements are comprised in “Low voltage switchgear assemblies” as well as the procedures for ensuring the achievement of specified levels of performance.



Then, multilayer busbars will be investigated, using industrial examples. The effect of the number of layers, of the position and shape of all necessary holes and apertures will be studied.



In response to this issue, this paper proposes a novel busbar based on heat pipes, which can achieve a lower maximum temperature whilst maintaining the same current carrying capacity. ...



The obtained thermal model can be used to analyse the thermal ...




For a copper busbar of 100 mm² cross-section with an allowable temperature rise of 50°C: This calculation ensures that the busbar can safely handle the required load.



Several variables affect this resistance, which increases with time because of aging. The heat losses rise at the same time. Ultimately, excessive heating can lead to total failure of the joint. Service life can ...



This standard covers busbars used for low-voltage assemblies, power distribution, photovoltaic power systems, and electrical energy control. The IEC 61439 busbar standard also ...



It discusses key considerations for sizing busbars such as continuous current rating, short circuit current rating, material properties, and temperature limits.

Contact Us

For more information, pricing, or custom data center solutions, please contact us:

Website: <https://yoahorroenergia.es>

Email: hello@yoahorroenergia.es

Phone: +233 54 318 7269

Address: Plot 28, Spintex Road, Accra, Greater Accra, Ghana

This document is for informational purposes only. Specifications subject to change without notice.

