

Minimum distance between 35kV busbar bridge and box edge



Overview

333 (c) (3) requires a minimum distance of 10 feet (3. Why is it Important for Electrical Safety?

It outlines the safe distance workers must maintain when working. OSHA 29 CFR 1910. This table is now included in the new annex, which formally makes this. The IEC standard for busbar clearance plays a critical role in the design and safety of electrical panels and power distribution systems. Modules and provisions shall include: circuit breaker compartments and circuit breakers, primary bus system, ground bus system, auxiliary compartments and transformers, protection and control devices, control bus (as required) and connection provisions. This article is for manufacturing, testing of non-segregated Bus Bars and Bus Ducts rated 600 V to 35 kV as per international standard ANSI C37. 23, Bus Bars and Bus Ducts Ratings, Bus Bar Supports, Bus Bars. The minimum approach distance chart defines safe working distances to prevent arc flash injuries.

Minimum distance between 35kV busbar bridge and box edge



The minimum approach distance chart defines safe working distances to prevent arc flash injuries. Based on NFPA 70E and OSHA standards, it helps protect electrical workers by specifying limits by ...



The IEC standard for busbar clearance plays a critical role in the design and safety of electrical panels and power distribution systems. It defines the minimum distances between live parts ...




The table, in addition to giving specifications regarding the maximum thickness of the busbar, the maximum current and the maximum nominal voltage, distinguishes between busbars ...



The joint edge of each busway conductor bar is beveled while the Pow-R-Bridge conductor bars have full rounded edges. This makes for a smooth and easy connection between the busway and Pow-R ...



5.4.2 Minimum clearances between parts of an installation, which are assigned to different insulation levels, shall be at least 125 % of the clearances of the higher insulation level.



Bus bar and joints shall be manufactured to remove sharp edges, and to minimize corona. Joints shall be covered with formed insulating boots. Bus bars shall be insulated with flame-retardant, non ...




This catalog includes information on features, construction, application, installation, electrical data, busbar configuration, wiring diagrams, and dimension drawings for Busway Systems.




Connections between frames shall be made only at auxiliary compartments, or shall use fittings and materials to prevent propagation of damage due to an internal arc fault.



The section outlines the required minimum distances between uninsulated metal components, busbars, and live parts, as specified in Table 408.56. It allows for closer placement of parts of the same ...



When considering bus spacings, two dimensions are important. The first is clearance, or the distance through air between conductors of opposite polarity or between an energized conductor and ground. ...



The IEC standard for busbar clearance plays a critical role in the design and safety of electrical panels and power distribution systems. It defines ...



5.4.2 Minimum clearances between parts of an installation, which are assigned to ...

Contact Us

For more information, pricing, or custom data center solutions, please contact us:

Website: <https://yoahorroenergia.es>

Email: hello@yoahorroenergia.es

Phone: +233 54 318 7269

Address: Plot 28, Spintex Road, Accra, Greater Accra, Ghana

This document is for informational purposes only. Specifications subject to change without notice.

