

Relay Protection Voltage Level Table








Overview

This publication contains new and updated information as indicated in the following table.



Relay Protection Voltage Level Table


	<p>The table lists protection elements and their respective numbers, including relays, circuit breakers, contactors, and other devices. The table is supplemented with more details about some elements ...</p>
	<p>All batteries associated with the station dc supply Component Type of a Protection System shall be included in a time-based program as described in Table 1-4 and Table 3.</p>
	<p>This article will explain the basics of the relay numbers used to design a relay's functionality.</p>
	<p>Protection relay selection table Please note before using selection table! number = Number of stages, shots, X = Function supported inputs or outputs O = Function available as option ...</p>
	<p>Protection relay selection table Please note before using selection table! number = Number of stages, shots, X = Function supported inputs or outputs O = Function available as option ...</p>



Protective Device Numbers Protective relays are commonly referred to by standard device numbers. For example, a time overcurrent relay is designated a 51 device, while an ...



SELECTION TABLE PROTECTION RELAYS Download this table in PDF Download this table in Excel



Name two protective devices For what purpose is IEEE device 52 used? Why are seal-in and 52a contacts used in the dc control scheme? In a typical feeder OC protection scheme, what does the ...



This publication contains new and updated information as indicated in the following table. The protection and control devices in electrical equipment can be referred to by numbers, with appropriate suffix ...



ANSI device numbers denote the functions of protective devices like relays and circuit breakers. These devices protect electrical systems from damage during ...



The objective of this presentation is to convey a basic understanding of protective relays to an audience of engineers already familiar with low voltage protective device coordination.



The norms of protection of generators, transformers, lines and capacitor banks are also given. The procedures of testing switchgear, instrument transformers and relays are explained in detail.



This table details ANSI IEEE Standard Device Numbers as used for protective relaying in North America. Suffixes for numbers are also suggested.

Contact Us

For more information, pricing, or custom data center solutions, please contact us:

Website: <https://yoahorroenergia.es>

Email: hello@yoahorroenergia.es

Phone: +233 54 318 7269

Address: Plot 28, Spintex Road, Accra, Greater Accra, Ghana

This document is for informational purposes only. Specifications subject to change without notice.

