

Right Angle Bend of Photovoltaic Cable Tray



Right Angle Bend of Photovoltaic Cable Tray



Guide for making bends, tees, crosses, risers and reducers from straight sections of wire basket cable trays live at the project.



By applying the following formula you can quickly find the size of cut out section that you need to cut out of the side of the cable tray, or gutter-type ...



The document provides instructions for forming various bends and joints in electrical trunking and cable trays. It describes: 1) How to mark and cut a right-angle internal bend in a section of trunking, ...



Heavy Duty 90 Degree External Bend 75mm £ 21.89 ex. VAT - £ 26.27 inc. VAT Heavy Duty 90 Degree Flat Bend 100mm £ 27.76 ex. VAT - £ 33.31 inc. VAT Heavy Duty 90 Degree Flat Bend 100mm ...



You can buy a manufactured 90 degree bend or make one on a cable tray bending machine but in this video I show you how to make one using a metal bar.



easily fed in and out in various directions. The easily separable wires and the bending capacity of the mesh cable trays enable the simple creation of bends, branches and exits. Four different mesh cable ...



Cable tray angle (999+ products available)
 Premium Stainless Steel Perforated Cable Tray
 Precision-Made 90-Degree Right Angle Bend Fitting
 \$ 2.90 - 7.90 MOQ: 199




You can buy a manufactured 90 degree bend or make one on a cable tray bending machine but in this video I show you how to make one using a metal bar.





Calculate the minimum required bend radius by multiplying the cable's outside diameter by its bending factor (e.g., 10x for multicore). Then, select a standard tray fitting (300mm, 450mm, etc.) that ...



Your family needs to be aligned to the centre front/back and centre left/right planes so that the middle of the elements which host the connectors are located on those planes. The origin or ...



The document provides instructions for forming various bends and joints in electrical trunking and cable trays. It describes: 1) How to mark and cut a right-angle ...

	<p>By applying the following formula you can quickly find the size of cut out section that you need to cut out of the side of the cable tray, or gutter-type section to make that angle.</p>
	<p>Specifies requirements for metal cable trays and associated fittings designed for use in accordance with the rules of Canadian Electrical Code, Part I and the National Electrical Code®</p>

Contact Us

For more information, pricing, or custom data center solutions, please contact us:

Website: <https://yoahorroenergia.es>

Email: hello@yoahorroenergia.es

Phone: +233 54 318 7269

Address: Plot 28, Spintex Road, Accra, Greater Accra, Ghana

This document is for informational purposes only. Specifications subject to change without notice.

