



# Specifications of Galvanized Cable Trays for Instruments



## Specifications of Galvanized Cable Trays for Instruments



Typical GA drawing with dimensional details of offered cable tray & accessories shall be submitted with the bid.



Splice plates. Splice plates shall be supplied with the straight sections of the tray and are installed with four sets of nuts/bolts that are also supplied. Splice plates fit internally to the tray and are one-piece ...



Coupler Plate Used to join two cable trays in a straight line, ensuring proper alignment and structural continuity.



The document provides a technical data sheet for cable trays including ladder and ...



HCT CABLE TRAYS Hot-Dip Galvanized (TS EN ISO 1461) ... Standart length is 3m. HCT CABLE TRAYS; USED WITH HMS SERIES MODULES.PLEASE CHECK ACCESSORIES PAGE.




Cable tray length is selected based on the load to be supported, the distance between the supports (also referred to as the span), and handling and installation constraints.



Due to its unique composition it offers a self healing property on cut edges. HRCA (Hot Rolled and Close Annealed): Trays are made of hot roll steel which shall meet IS2062 standard. CRCA (Cold Rolled ...



We manufacture cable trays in three ways: Hot Dip Galvanized (Galvanizing as Per IS-2626, equivalent to ASTM A123), Pre-Galvanized Finish (Material as Per Is ...



The document provides a technical data sheet for cable trays including ladder and perforated types. It lists specifications for material, thickness, dimensions, loading capacity, fittings and accessories.



The drawings which constitute a part of these specifications indicate the general route of the cable tray systems. Data presented on these drawings is as accurate as preliminary surveys and planning can ...



Hot-dip galvanized (EN ISO 1461) DG (dipped-galvanised) Whenever cable support systems are exposed to the elements and/or caustic substances (such as petrochemical applications), they are ...



NEMA VE 1-2017 Specifies requirements for metal cable trays and associated fittings designed for use in accordance with the rules of Canadian Electrical Code, Part I and the National Electrical Code®

## Contact Us

For more information, pricing, or custom data center solutions, please contact us:

Website: <https://yoahorroenergia.es>

Email: [hello@yoahorroenergia.es](mailto:hello@yoahorroenergia.es)

Phone: +233 54 318 7269

Address: Plot 28, Spintex Road, Accra, Greater Accra, Ghana

This document is for informational purposes only. Specifications subject to change without notice.

