

# T-class cable trays require fire resistance



## Overview

UL 1277 confirms that the cable meets construction and performance requirements for flame resistance, insulation, and environmental durability. For electrical contractors, the installation of fire-resistant cable trays is not just about organizing. Scope: Firestopping for busway, cable trays, cables, and trunking passing through walls in enclosed electrical installations. This includes checking their flammability, smoke production, toxic gas emissions, and ability to block heat and fire. Why Does. ect the minimum bend ra-dius for cables as they exit the bottom of the cable tray. Suitable for installations in cable trays, supported by messenger wire in open air, raceways, channels, conduits and duct sistant black PVC rated 90°C wet or dry per UL 1277. Ripcord p t ambient temperature of 30°C per NEC table 310.

## T-class cable trays require fire resistance



These trays are designed to maintain electrical circuit integrity during a fire, protecting both life and property. However, to get the full benefits, installations must meet recognized standards.



This guide for engineers and installers has been developed by ABB as a practical reference regarding cable tray characteristics, installation, and requirements.









Cable trays and busways at floor level or at slab penetrations shall have a waterstop no less than 50 mm in height. At slab penetrations, provide ...



Fire Resistance Testing of Cable Trays ensures they don't fuel fires or emit toxic smoke. Learn key standards, testing methods, and safety tips.



Cable trays and busways at floor level or at slab penetrations shall have a waterstop no less than 50 mm in height. At slab penetrations, provide 20-30 mm of firestopping and install a fire ...

	<p>TC cables are rated for 600 volts and can be used in industrial power or control circuits, where flame retardant cables are desired. Allowed installations include ...</p>
	<p>Use this product in new construction or update your fire protection in a renovation - the optional mounting bracket opens easily allowing retrofit installations.</p>
	<p>IEEE 1202 / UL 1685: Required for tray cable used in cable tray systems where multiple conductors are bundled. This test ensures flame propagation is limited in the event of a fire.</p>
	<p>INSULATION: • Heat and moisture resistant Polyvinylchloride (PVC) with a Nylon jacket, per UL 83</p>
	<p>Proper cable tray selection, fire-resistant materials, professional installation, and preventive maintenance all contribute to reducing electrical fire risks. By implementing effective fire safety ...</p>
	<p>For important industrial power or control circuits where small diameter, highly flame-retardant cables are desired. The cables are UL listed in accordance with Article 340 of the NEC and are approved for ...</p>



Surfaces should be coated with fire-retardant paint to slow flame spread and increase heat resistance. Install fire barriers within the tray to isolate different fire zones. When cable trays pass through walls ...



Specifies requirements for metal cable trays and associated fittings designed for use in accordance with the rules of Canadian Electrical Code, Part I and the National Electrical Code®

## Contact Us

For more information, pricing, or custom data center solutions, please contact us:

Website: <https://yoahorroenergia.es>

Email: [hello@yoahorroenergia.es](mailto:hello@yoahorroenergia.es)

Phone: +233 54 318 7269

Address: Plot 28, Spintex Road, Accra, Greater Accra, Ghana

This document is for informational purposes only. Specifications subject to change without notice.

