


Table of Standard Values for Optical Cable Reflectivity Tests



Table of Standard Values for Optical Cable Reflectivity Tests



DIN EN 61280-4-2 is the definitive standard for OTDR measurements on single-mode optical fibers. As the VDE publishing house explains, this ...



Typically, reflectance measurements are limited to \sim -70dB. The OTDR generally tests ORL by calculating the total of all the light reflected from reflective events plus the total backscatter from the ...



Typical reflectance measurements require a large dynamic range, since reflectance is small for most current types of connectors as shown in the table below.




1 Testing Tier 2 testing involves the use of an optical time domain reflectometer (OTDR) to provide a trace (visual picture) of the installed fiber optic network . Figure 2). The wavelength(s) used for ...



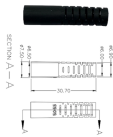
Five sample polarity methods, referred to as Methods A, B, C, U1, and U2, are described in this Standard. All Methods support multiple duplex (e.g., MPO-to-LC) signal polarity, but only Methods A, ...



optical testers is optical handhelds. This family is comprised of handheld devices that allow for the measurement of system power level, insertion loss (IL), optical return loss (ORL), reflectometry, ...



The following pages list the standard fibers, cables, connectors, lenses, and laser head adaptors available from OZ Optics. Accompanying each table are technical notes to help you make the most ...



Used to reveal the total loss, optical return loss (ORL) and the fiber length, such tests can be performed either on a single fiber or on a complete network. Additionally, a closer examination of the different ...



DIN EN 61280-4-2 is the definitive standard for OTDR measurements on single-mode optical fibers. As the VDE publishing house explains, this standard is “applicable to the measurement ...



Testing fiber optic components and cable plants requires making several measurements with the most common measurement parameters listed in the Table below.



Its advanced algorithms dynamically define the testing parameters, as well as the number of acquisitions that best fit the network under test. By correlating multipulse widths on multiple wavelengths, iOLM ...



The maximum reflectance depends on where the initial backscatter level is relative to the saturation level (top of trace). This also varies some between instruments. The values listed in the table are for ...



The object of this standard is to define test procedures to be used in establishing uniform requirements for the geometrical, transmission, material, mechanical, ageing (environmental exposure) and ...

Contact Us

For more information, pricing, or custom data center solutions, please contact us:

Website: <https://yoahorroenergia.es>

Email: hello@yoahorroenergia.es

Phone: +233 54 318 7269

Address: Plot 28, Spintex Road, Accra, Greater Accra, Ghana

This document is for informational purposes only. Specifications subject to change without notice.

