

# Where to put the Danger of Electricity sticker on the electrical box



## Overview

Where should electric hazard labels be placed?

Labels should be placed directly on or near electrical panels, switchboards, machinery, disconnect points and any equipment where shock or arc flash hazards are present. According to the Electrical Safety Foundation International (ESFI), the majority of electrical fatalities occur in electrician and construction occupations, followed by installation, maintenance, and repair occupations. The private industry is responsible for the majority of these fatalities. One. The National Fire Protection Association's (NFPA) 79 standard requires enclosures that do not clearly show that they contain electrical devices to be marked with a safety sign in accordance with the ANSI Z535 standards. When each circuit is clearly marked, maintenance crews, electricians, and even first responders can quickly identify key components during an emergency. Electrical panels can be dangerous if not properly. Here are some key points to consider when using electrical hazard warning signs and labels: Types of Signs and Labels: There are several types of electrical hazard warning signs and labels that can be used, including danger signs,

warning signs, caution signs, and labels.


## Where to put the Danger of Electricity sticker on the electrical box



Mount electrical safety signs at eye level, typically 5 to 6 feet from the floor, to ensure maximum visibility. Position the signage so personnel can clearly see and understand the warning before entering the ...




The National Electrical Code requires electrical panels to be placed in a location with ample clearance around them. There should be a 3 feet clearance in front of the electrical panels.



Labels should be placed directly on or near electrical panels, switchboards, machinery, disconnect points and any equipment where shock or arc flash hazards are present.



Mount electrical safety signs at eye level, typically 5 to 6 feet from the floor, to ensure maximum visibility. Position the signage so personnel can clearly see and ...



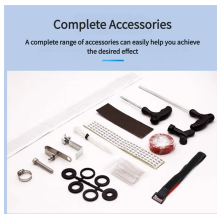
Prevent accidents and protect workers with our durable, compliant electrical safety labels. Designed to warn of shock, arc flash, and high-voltage hazards, these labels make it easy to identify electrical ...



Electrical hazard signs make people aware of nearby dangers that could cause electric shock, injuries, or death. These informative signs are used to mark high-voltage equipment, electrical panels and ...



The National Electrical Code requires electrical panels to be placed in a location ...



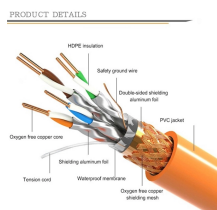
Placement: Signs and labels should be placed in areas where electrical hazards are present, such as on electrical panels, switchgear, and other equipment. Visibility: Signs and labels should be easily ...




Electrical panel labeling standards come from many regulatory agencies, so it's important to learn about the specific requirements that apply to your workplace.



Electrical panel labeling standards come from many regulatory agencies, so it's ...



Where It's Used: Seen on electrical boxes, circuit breakers, and areas where exposed conductors are present. Importance: Helps prevent accidental shocks by reminding workers to turn ...



Clarion's electrical enclosure safety signs help communicate electrical hazard risks. Learn about the importance of electrical enclosure safety visuals here.



Learn electrical panel labeling standards, requirements & best ways to label an electrical panel for safety, compliance, and easy identification.

## Contact Us

For more information, pricing, or custom data center solutions, please contact us:

Website: <https://yoahorroenergia.es>

Email: [hello@yoahorroenergia.es](mailto:hello@yoahorroenergia.es)

Phone: +233 54 318 7269

Address: Plot 28, Spintex Road, Accra, Greater Accra, Ghana

This document is for informational purposes only. Specifications subject to change without notice.

