

Wiring method for cabinet light switch




Overview

This page contains wiring diagrams for household light switches and includes: a switch loop, single-pole switches, light dimmer, and a few choices for wiring an outlet/switch combo device. While many UCL solutions use plug-in adapters, integrating the lighting into the home's electrical system and controlling it with a dedicated wall switch. Use these light switch wiring diagrams to wire or fix standard, 3-way, 4-way, and dimmer switches safely and correctly. Under cabinet lighting dramatically improves kitchen functionality and aesthetics.


Wiring method for cabinet light switch




The light switch wiring diagram depicted here shows the power from the circuit breaker panel going to a wall switch and then continuing to the ceiling light with a three-conductor cable.



In this step-by-step guide, determine the type of under cabinet lighting that makes sense for you, lay out the project, identify the power source, develop a wiring plan, and place the under ...



Light switch wiring diagrams for single-pole, 3-way, 4-way, and dimmer switches. Clear diagrams and links to step-by-step wiring guides.



Learn how to install under cabinet lighting to a switch with this easy-to-follow guide; control your kitchen ambiance and save energy by easily turning on and off your under cabinet lights.



Clear, easy-to-read diagrams for household electrical light switches with wiring instructions.




Upgrade your kitchen lighting. Detailed guide on safely wiring under cabinet lights to a dedicated wall switch for a seamless, permanent installation.



In this video I will show you how to wire multiple door switches to one cabinet light such that the light goes on when any door opens and goes off when all doors are closed....more



In this comprehensive guide, we'll walk you through the process of safely and efficiently wiring in a light switch, covering everything from materials to tools needed. You'll learn how to select ...



A light switch is a simple device that controls the flow of electricity to a light fixture. It consists of three parts: the switch itself, a ground wire, and two hot wires.



To wire under cabinet lighting, begin by picking out the fixtures you want to install. Consult with an electrician before starting the project to ensure proper installation. Plan the wiring by ...

Contact Us

For more information, pricing, or custom data center solutions, please contact us:

Website: <https://yoahorroenergia.es>

Email: hello@yoahorroenergia.es

Phone: +233 54 318 7269

Address: Plot 28, Spintex Road, Accra, Greater Accra, Ghana

This document is for informational purposes only. Specifications subject to change without notice.

