

## Wiring of the gear hobbing machine distribution box



## Wiring of the gear hobbing machine distribution box



The process of gear hobbing is classified into different types according to the directions of feeding the hob for gear cutting. The classification is described as given below.



This code drives a hobbing machine for gear cutting as described in Digital Machinist Article January 2021 by D Plewes It is based on a Teensy3.2 microcontroller and uses a LS7184 quadrature encoder ...



Setup is reduced to simple tool changing by eliminating all change gears and manual setting of the hob swivel angle, hob position, hob speed, axial and radial limits of travel, vertical and radial feed rates as ...



This project based on the design and analysis of hobbing machine gear box to minimize backlashes in index gears when heavily weighted gear blank over 1000 kg is mounted on the work-wheel.




In order to maintain optimal product operation over time, please follow the instructions and do not exceed maximum torque and speed at spindle outlet, and max pressure in the case of products with ...



Gear hobbing is a machining process that involves cutting teeth into a gear blank using a specialized cutting tool called a hob. The cutter profile on a hob is essentially a gear rack profile. As the gear ...



The document provides operating instructions for a HOBBER500/8 semi-automatic gear hobbing machine. It includes basic specifications of the machine, guidelines for handling, installing, operating ...




Hobbing uses a hobbing machine with two skew spindles, one mounted with a blank workpiece and the other with the hob. The angle between the hob's spindle (axis) and the workpiece's spindle varies, ...






manual in transit and provide further protection for the life of your manual. PLEASE VIEW THE COMPLETE DESCRIPTION OF THIS MANUAL. Be sure to select the correct manual required. If ...



Since the gear ratio between hob and blank is fixed, the resulting gear will have the correct pitch on the pitch circle but the tooth thickness will not be equal to the ...



For green machining of gears, the most productive and important process is hobbing. In order to analyze process design for this paper, a manufacturing simulation was developed capable of calculating chip ...

	<p>Gear Train of feed Box for Gear Hobbing Machine I Gear Hobbing Machine I Gear Cutting Machine I @Engineeringknowledgesharma I</p>
	<p>KASHIFUJ KS-14 Gear Hobbing Machine. Parts Manual as "Sectional Exploded Component Drawings".</p>
	<p>Cleveland Machine Contro..</p>

## Contact Us

For more information, pricing, or custom data center solutions, please contact us:

Website: <https://yoahorroenergia.es>

Email: [hello@yoahorroenergia.es](mailto:hello@yoahorroenergia.es)

Phone: +233 54 318 7269

Address: Plot 28, Spintex Road, Accra, Greater Accra, Ghana

This document is for informational purposes only. Specifications subject to change without notice.

