

# X-Fluorescence Spectrometer Methods




## Overview

This chapter covers the use of XRF spectrometry. A very brief introduction to the theory is given followed by a summary of the capabilities of wavelength and energy dispersive instruments. X-ray fluorescence (XRF) is the emission of characteristic "secondary" (or fluorescent) X-rays from a material that has been excited by being bombarded with high-energy X-rays or gamma rays. When a material is illuminated with high-energy X-rays, its atoms can become excited and emit their own. The X-ray fluorescence (XRF) spectrometer is an analytical instrument that employs X-ray technology to perform routine and minimally invasive chemical analyses of various geological materials such as rocks, minerals, sediments, and fluids. The wavelengths of these. Visit the XRF Academy and browse our diverse range of documents, videos, webinars, and other resources below to see how you can put X-ray fluorescence (XRF) to work for your specific application. Read our brochures, eBooks, and flyers to learn more about XRF and its uses in diverse applications. Atomic Spectrometric Methods of Analysis, Royal Society of Chemistry, 2025, vol.


## X-Fluorescence Spectrometer Methods



This chapter covers the use of XRF spectrometry. A very brief introduction to the theory is given followed by a summary of the capabilities of wavelength and energy dispersive instruments.



Latest news on X, formerly Twitter, including company news, share price, and product developments at the social media giant which was acquired by Elon Musk



Learn how XRF works, the X-ray fluorescence principle, and why sample preparation is key to accurate elemental analysis. Discover advantages, step-by-step ...



Visit the XRF Academy and browse our diverse range of documents, videos, webinars, and other resources below to see how you can put X-ray fluorescence (XRF) to work for your specific application.



These methods include X-ray spectroscopy (such as scanning electron microscopy with energy-dispersive X-ray spectroscopy), X-ray diffraction (XRD), and wavelength dispersive ...



X, formerly Twitter (2006–2023), is a social media and microblogging service where users share short posts of no more than 280 characters. The site was influential in shaping politics and culture in the ...




The X-ray fluorescence (XRF) spectroscopy technique is used for the qualitative and quantitative analysis of powder samples. XRF identifies elements in the sample by detecting characteristic X-rays ...



X isn't just another social media app, it's the ultimate destination for staying well informed, sharing ideas, and building communities. With X, you're always in the loop with relevant trending topics and ...



X upgraded its cashtag feature with live stock charts and prices, pushing the platform deeper into trading territory.



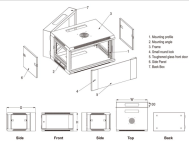
Musk reaffirmed his support for the name "X" in December 2020, replying to a Twitter user who renewed calls for Musk to form a new holding company under that name, although he dismissed the idea of X ...



More than three years after acquiring Twitter, Elon Musk says he's nearing his long-stated goal of turning it into an "everything app" with a new financial services tool that he pledged to ...



Learn how XRF works, the X-ray fluorescence principle, and why sample preparation is key to accurate elemental analysis. Discover advantages, step-by-step process, and solution-oriented guidance for ...



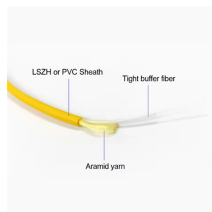
X, formerly known as Twitter, is an online news and social network. Users share text, photos, videos and links with their followers. It is owned by Tesla CEO Elon Musk.



From breaking news and entertainment to sports and politics, get the full story with all the live commentary. Available on the App Store and Google Play.



One of the most popular and straightforward methods for non-destructive multi-element material analysis is X-ray fluorescence (XRF) spectroscopy. In the last few years, the method has ...



The wavelengths of these emission lines are characteristic of the elements that make up the sample; thus, atomic X-ray fluorescence is a useful method for both a qualitative analysis and a quantitative ...



By measuring the energy and intensity of these emitted "secondary" X-rays, scientists can identify which elements are present in the sample and in what quantities.



The week-long celebration, October 17 - 22, will include the Annual Music Masters concert on Friday, October 21 at Playhouse Square's State Theater, with Mike Ness of Social Distortion, singer ...



This review describes the basic principles, instrumentation and advances in the application of X-ray fluorescence instrumentation to the environmental sciences research topics, ...



The relative ease and low cost of sample preparation, and the stability and ease of use of x-ray spectrometers make this one of the most widely used methods for analysis of major and trace ...

## Contact Us

For more information, pricing, or custom data center solutions, please contact us:

Website: <https://yoahorroenergia.es>

Email: [hello@yoahorroenergia.es](mailto:hello@yoahorroenergia.es)

Phone: +233 54 318 7269

Address: Plot 28, Spintex Road, Accra, Greater Accra, Ghana

This document is for informational purposes only. Specifications subject to change without notice.

